





Getting Started: Students and Families

MARANATHA CHRISTIAN ONLINE



Log in to Schoology (think of this as your classroom) using this link:
<https://mcamustangs.schoology.com/login>. This is where you will see assignments and where you attend class.


Parents: You should have access to view your student(s) and their courses and grades as well.



Find the "Intro to MCO" course on your home page and complete the activities prior to August 26th. This helpful information and the how-to videos are designed to prepare you for MCO classes this school year.




Review the MCO academic handbook (in your orientation email and online at
<https://www.mcamustangs.org/academics/maranatha-online-school>) for information and policies.



Student Tips for Success:

- Review any teacher communication that has been sent to you/is sent during the first few days of class
- Have your learning tools readily available (and charged): device, pens, notebook, etc.
- Set up a productive work environment that will allow you to be free from distractions during class time



Troubleshooting?

1. Review the resources found on the Schoology LMS pages (in your orientation email, under Schoology resources, and online at mcamustangs.org)
2. If needing course support, please reach out to your MCO instructor
3. For general questions, please reach out to MCAonline
4. [@mcamustangs.org](https://twitter.com/mcamustangs.org)